

## UP LED






UP LED



UP LED Wall Mounted



UP LED with IP65 Connection Fitting



UP LED IP65 Connection Fitting



UP LED Level Indicator



UP LED Exit Sign Diffuser with Frame  
20m



UP LED Exit Sign Diffuser with Frame  
30m

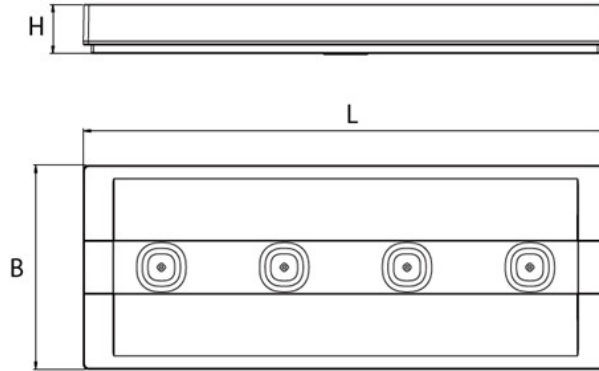
Emergency luminaire offering extreme flexibility of use. Less than 20mm thick, this device boasts a strong, innovative aesthetic design. The combination of compactness, superb performance, flexible installation and IP65-rating protection make the UP LED ideal for any type of installation. Available in Maintained and Non Maintained versions, the operating autonomy (1hr,2hr or 3hrs) can be selected on each model, changing the luminous flux.

The entire range is equipped with all the accessories necessary for converting these devices into illuminated signs with 20m and 30m visibility.

Product category: Luminaires, Exit Signs

## FEATURES

<b>Application</b>	Offices, Public Areas, Industrial Areas, Emergency Lighting
<b>Colours (RAL)</b>	White RAL 9003
<b>IK Rating</b>	IK07
<b>IP Rating</b>	IP65
<b>Material</b>	Polycarbonate
<b>Mounting Options</b>	Wall, Ceiling, Three-Phase Binary Kit
<b>Norms</b>	EN61347-2-7, 2006/95/CE, 2004/108/CE, CEI EN 60598-2-22
<b>Visibility (m)</b>	20m, 30m
<b>Voltage (v)</b>	230v



Power* W	• Dimensions (mm) •			
	L	B	H	DV
6-8	213	83	20	20/30
11-24	213	83	20	20/30
24-36	213	83	20	20/30

\* Indicative power for comparison with fluorescent tube fixtures

UP LED

## ACCESSORIES SUPPLIED

Order Code	Description
-	Connection Coupling IP65
-	2 Rear Spacers for Mounting with Connection Coupling IP65
-	2 Caps IP65
-	Cable Gland IP65

## TO BE ORDERED SEPARATELY

Order Code	Description
4310	Screen R-L-Down UP LED 20m
4311	Screen R-L-Down UP LED 30m
4318	IP65 UP LED Accessory
4319	Three-Phase Binary Kit
15036	LG Module*
15037	LGFM Module*
15038	DALI Module*

\*Opticom System Only

## CONTROL SYSTEM ORDER CODES

## STANDARD

Part No.	Description	Emergency Operation Mode	Duration	Battery	Power Consumption	Luminous Flux in NM	AR Luminous Flux in NM	Luminous Flux in M	Ambient Temp	Protection Class	Net Weight
4300	UP LED Emergency Bulkhead 6-8W	NM	1-3h	NiCd 3,6V 0,75 Ah	0.8W	240/140/95lm	-	-	0°C ÷ +40°C	II	0.25kg
4301	UP LED Emergency Bulkhead 11-24W	NM	1-3h	NiMh 3,6V 1,2 Ah	0.8W	340/195/130lm	-	-	0°C ÷ +40°C	II	0.25kg
4302	UP LED Emergency Bulkhead 24-36W	NM	1-3h	NiMh 3,6V 1,5 Ah	1.2W	450/240/170lm	-	-	0°C ÷ +40°C	II	0.27kg
4303	UP LED Emergency Bulkhead 11-24W	M/NM	1-3h	NiMh 3,6V 1,2 Ah	3.0W	340/195/130lm	-	180lm	0°C ÷ +40°C	II	0.25kg
4304	UP LED Emergency Bulkhead 24-36W	M/NM	1-3h	NiMh 3,6V 1,5 Ah	3.5W	450/240/170lm	-	240lm	0°C ÷ +40°C	II	0.27kg

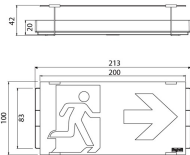
## AUTO-TEST

Part No.	Description	Emergency Operation Mode	Duration	Battery	Power Consumption	Luminous Flux in NM	AR Luminous Flux in NM	Luminous Flux in M	Ambient Temp	Protection Class	Net Weight
4370	UP LED AT Opticom Emergency Bulkhead 11-24W	NM	1-1.5-2-3-8h	LTO 4.8V 0.5Ah	7.5W	250/170/130/85/35lm	-	-	-20°C + +50°C	II	0.3kg
4371	UP LED AT Opticom Emergency Bulkhead 24-36W	NM	1-1.5-2-3-8h	LTO 4.8V 1Ah	7.5W	450/305/230/155/65lm	-	-	-20°C + +50°C	II	0.3kg
4372	UP LED AT Opticom Emergency Bulkhead 11-24W	MNM	1-1.5-2-3-8h	LTO 4.8V 0.5Ah	7.5W	250/170/130/85/35lm	-	110lm	-20°C + +50°C	II	0.3kg
4373	UP LED AT Opticom Emergency Bulkhead 24-36W	MNM	1-1.5-2-3-8h	LTO 4.8V 1Ah	7.5W	450/305/230/155/65lm	-	200lm	-20°C + +50°C	II	0.3kg

## OPTICOM AUTO TEST LUMINAIRES C/W TITANIUM BATTERY

Part No.	Description	Emergency Operation Mode	Duration	Battery	Power Consumption	Luminous Flux in NM	AR Luminous Flux in NM	Luminous Flux in M	Ambient Temp	Protection Class	Net Weight
4370	UP LED AT Opticom Emergency Bulkhead 11-24W	NM	1-1.5-2-3-8h	LTO 4.8V 0.5Ah	7.5W	250/170/130/85/35lm	-	-	-20°C + +50°C	II	0.3kg
4371	UP LED AT Opticom Emergency Bulkhead 24-36W	NM	1-1.5-2-3-8h	LTO 4.8V 1Ah	7.5W	450/305/230/155/65lm	-	-	-20°C + +50°C	II	0.3kg
4372	UP LED AT Opticom Emergency Bulkhead 11-24W	MNM	1-1.5-2-3-8h	LTO 4.8V 0.5Ah	7.5W	250/170/130/85/35lm	-	110lm	-20°C + +50°C	II	0.3kg
4373	UP LED AT Opticom Emergency Bulkhead 24-36W	MNM	1-1.5-2-3-8h	LTO 4.8V 1Ah	7.5W	450/305/230/155/65lm	-	200lm	-20°C + +50°C	II	0.3kg





**SAFETY SIGN SCREEN - visibility distance 20 m**

UP LED Safety Sign Screen  
20m VD